

# ATIUMARKET REPORT FROM JANUARY – JUNE 2019



**Introduction:** Pa Enuu AgINTEL is a collection of data for vegetables, root crops and fruit trees in the Pa Enuu. This report is a snap shot of the above mentioned produce for the first quarter (Q1) and second quarter (Q2) of 2019 based on the data provided. It is aimed for farmers and consumers to be able to identify the types of crops with its value and quantity so that producers can supply according to demand. For further information, contact Ministry of Agriculture, Policy and Projects Division on phone number 28711 or email us at [moa.support@cookislands.gov.ck](mailto:moa.support@cookislands.gov.ck)

## Market Bulletin for Quarter 1 and 2, 2019

### Fruit sales for Q1 and Q2:

**Q1:** From the data provided, only two fruits were captured in the first quarter which is Cucumber and Tomato. Cucumber was sold in singles at an average price of two dollars with a total value of two hundred and forty dollars. Tomato was also sold in one kilogram bags at an average price of five dollars per bag.

**Q2:** There were no fruits captured in the data surveyed for this quarter.

### Root Crop sales for Q1 and Q2:

**Q1:** There are three consistent root crops captured in these two quarters. Cassava was sold at an average price of four dollars per bag with an average weight of one kilogram. Taro has the highest in total value and was sold at a price of one hundred dollars per bag with an average weight of fifteen kilograms, while Tarotarua was sold at an average price of three dollars and fifty cents per bag with an average weight of one kilogram.

**Q2:** In this quarter, the selling price for Cassava, Taro and Tarotarua remained the same from the first quarter at four dollars for Cassava, one hundred dollars for Taro and three dollars fifty cents for Tarotarua. The total value shows that there is a decrease in the quantity of each commodity as the total value has dropped from the previous quarter. This indicates that the production in this quarter was limited due to earlier harvests and the next batch of crops are not ready for harvest.

### Vegetable sales for Q1 and Q2

No vegetable sales were reported during these two quarters.

#### Fruit sales for Quarter 1, 2019

Fruit	Unit	Average weight (Kg)	Average Price (\$NZ)	Total Value (\$NZ)
Cucumber	Singles	0.43	2.00	240.00
Tomato	Bags	1.00	5.00	320.00

*Data Source: Ministry of Agriculture, AgINTEL*

#### Root crop sales for Quarter 1, 2019

Root crop	Unit	Average weight (Kg)	Average Price (\$NZ)	Total Value (\$NZ)
Cassava	Bags	1.00	4.00	433.00
Taro	Bags	15.00	100.00	1421.00
Tarotarua	Bags	1.00	3.50	408.50

*Data Source: Ministry of Agriculture, AgINTEL*

#### Root crop sales for Quarter 2, 2019

Root Crop	Unit	Average weight (Kg)	Average Price (\$NZ)	Total Value (\$NZ)
Cassava	Bags	1.00	4.00	108.00
Taro	Bags	15.00	100.00	985.00
Tarotarua	Bags	1.00	3.50	180.00

*Data Source: Ministry of Agriculture, AgINTEL*

# ATIU MARKET REPORT FROM JANUARY - JUNE 2019



## Land use

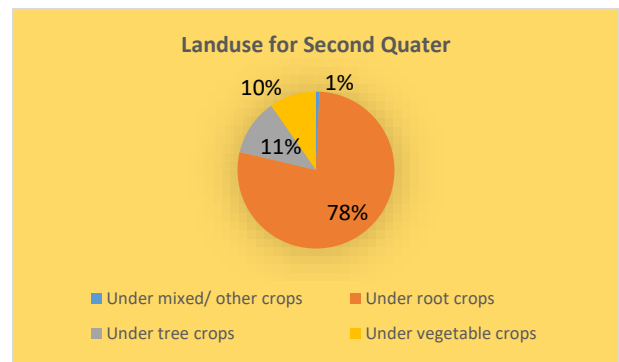
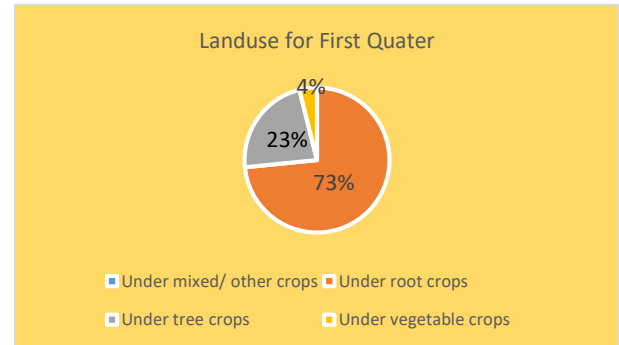
ISLAND	YEAR	LAND USE	SQ. METER (Q1)	TOTAL ACRE (Q1)	SQ. METER (Q2)	TOTAL ACRE (Q2)
Atiu	2019	Under mixed/ other crops			900.00	0.22
		Under root crops	101,508.57	25.08	97,954.27	24.20
		Under tree crops	31,363.09	7.75	14,601.23	3.61
		Under vegetable crops	5,395.80	1.33	12,140.58	3.00

The table illustrates the proportion of land use utilized for agriculture purposes on the Island of Atiu during the first two quarters of 2019.

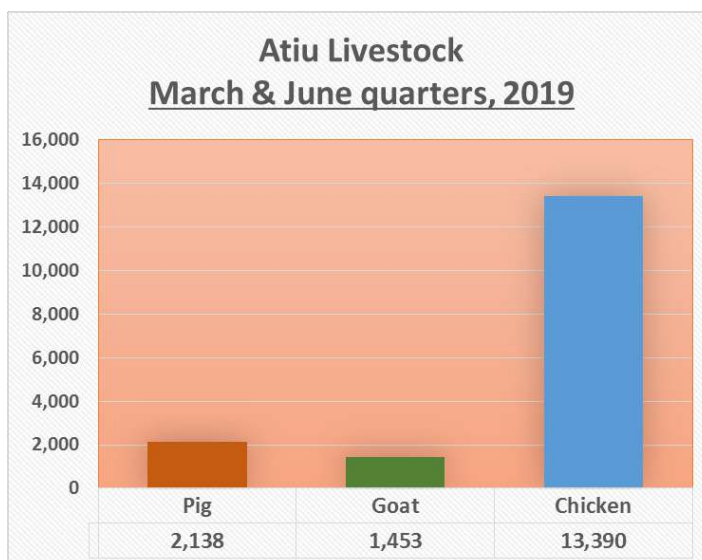
The first quarter shows a total of twenty five acres of land was utilized for planting root-crops such as Cassava, Taro and Tarotarua. Almost eight acres of land was utilized for tree crops such as oranges, bananas, lemons, coconuts, and wild tree crops (guava). Over one acre of the land was utilized for vegetable crops.

In the second quarter there is a slight decrease in root-crops production with only twenty four acres of land used. However, vegetable crops production showed an increase from one acre in the previous quarter to three acres of the land being utilized.

Data proves that farmers on Atiu are more consistent in planting root crops than vegetable crops, as it is the more favored crop and hold a high value as indicated in the analysis of the data.



## Livestock



Atiu does not have a vast variety of livestock. Local chickens are the most consistent livestock with a total number of 13,390. Followed by pigs (sow, litter and boar) that is maintained by farmers and households with a total number of 2,138.

Goats were reported at a total of 1453, with the majority as doe's at 443, followed by litter at 289 and bucks at 150. The least number of livestock on Atiu is cows, with a total number of nine.

**Note:** Data collected are for livestock being managed by farmers.